

Scaled data based on original data using
LM-79-08 Approved Method: Electrical and Photometric Measurements of Solid-
State Lighting Products

Test Report Prepared for
Cooper Lighting Solutions
(formerly Eaton)

Brand: McGRAW-EDISON

Report Number: P144970

Luminaire Tested: **CNC-E02-LED-E1-GL2**

Issue Date: 3/3/2020

Test Information

Test Method: LM-79-08
Report Number: P144970
REPORT IS SCALED FROM IESNA LM-79-08 TEST DATA (P33701)
Test Lab: INNOVATION CENTER-P3
Issue Date: 3/3/2020
Manufacturer: COOPER LIGHTING SOLUTIONS (FORMERLY EATON)
Product Line: MCGRAW-EDISON
Catalog Number: CNC-E02-LED-E1-GL2
Description: CONCISE LED LUMINAIRE
(2) LIGHTBARS WITH AccuLED OPTICS - TYPE 2 W/ GLARE CONTROL
Light Source: (42) 4000K CCT, 70 CRI LEDs
Ballast/Driver: -

Summary

Lumens per Lamp: N/A
Luminaire Lumens: 5856 lumens
Efficiency: N/A
Efficacy: 112.4 lumens/watt
Luminous Opening: Rectangular (W 0.33' x L: 1' x H: 0')
IES Classification: Type II - Short - Non-Cutoff
BUG Rating: B1 - U0 - G2

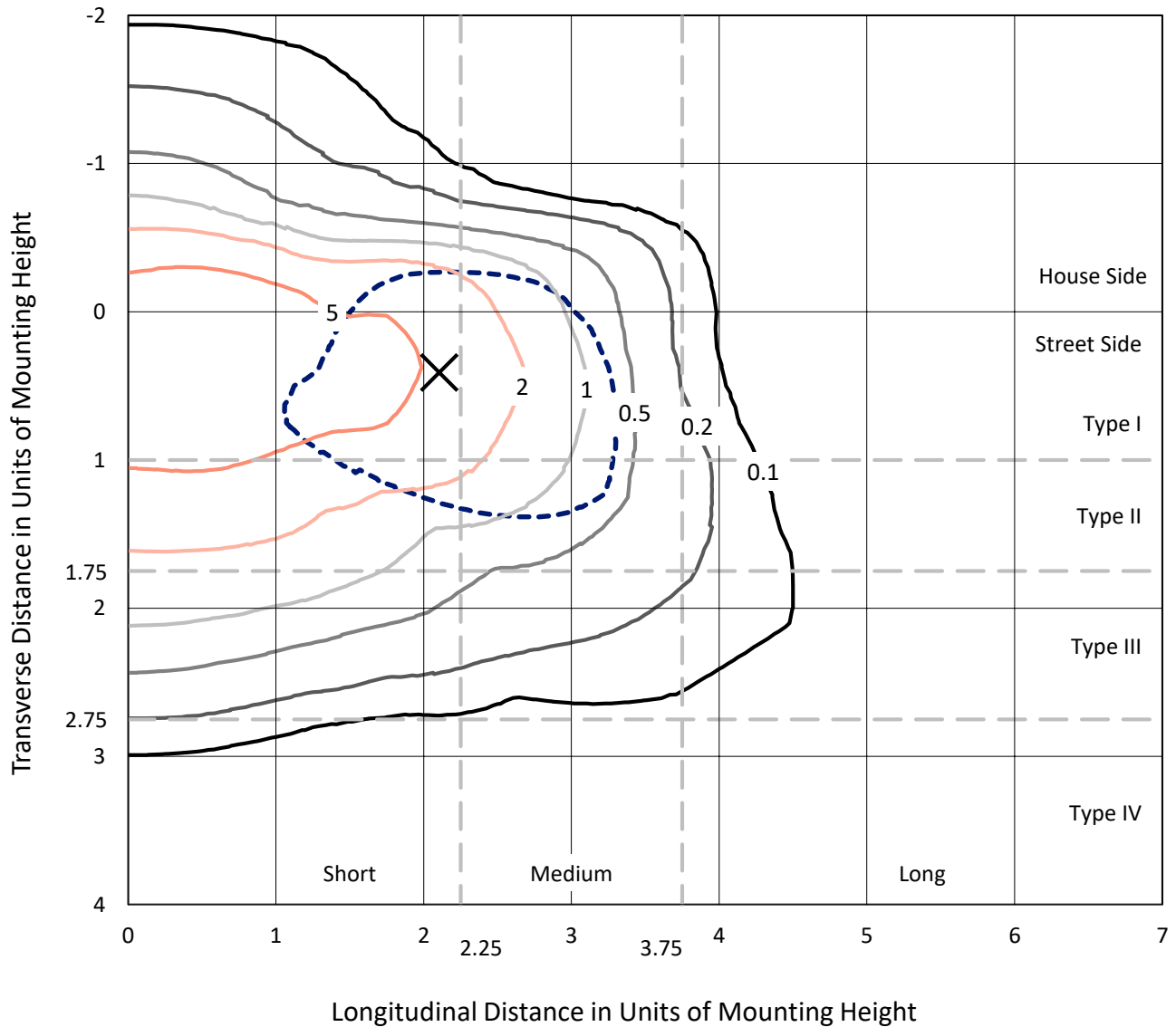
Input Watts (W): 52.1
Input Voltage (V): NR
Input Current (Ain): NR
Voltage Rise (V): NR
Power Factor: NR
Total Harmonic Distortion (THDi): NR
Frequency (hertz): 60
Stabilization Time: NR
Operation Time: NR
Ambient Temperature (°C): NR
Test Distance: 25 FT



REPORT NUMBER: P144970
 CATALOG NUMBER: CNC-E02-LED-E1-GL2

Iso-Footcandle Lines of Horizontal Illumination

✕ Max cd
 - - - 1/2 Max cd

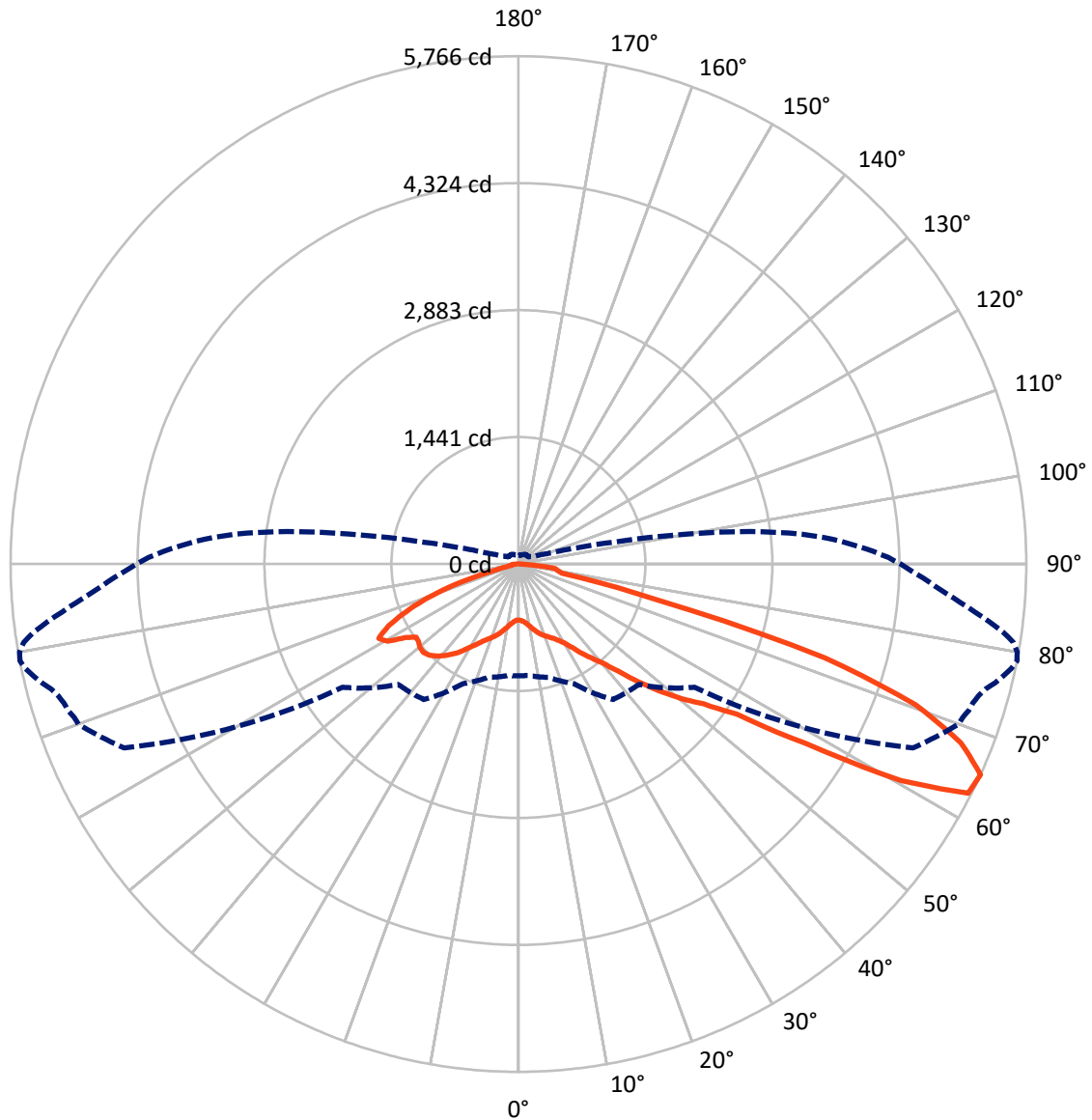


Based on 10 foot mounting height. Maximum calculated value = 8.2 fc
 Type II - Short - Non-Cutoff

REPORT NUMBER: P144970

CATALOG NUMBER: CNC-E02-LED-E1-GL2

Luminous Intensity Polar Plot



— Vertical Plane Through 79-Deg Lateral - - - Horizontal Cone Through 65-Deg Vertical

REPORT NUMBER: P144970

CATALOG NUMBER: CNC-E02-LED-E1-GL2

FLUX DISTRIBUTION:

		Downward	Upward	Total
House Side	Lumens	1329.2	0.0	1329.2
	% Fixture	22.7	0.0	22.7
Street Side	Lumens	4526.7	0.0	4526.7
	% Fixture	77.3	0.0	77.3
Total	Lumens	5856.0	0.0	5856.0
	% Fixture	100.0	0.0	100.0

Coefficient of Utilization

ZONAL LUMENS:

Zone	Lumens	% Fixture
0°-10°	63.2	1.1
10°-20°	205.6	3.5
20°-30°	354.5	6.1
30°-40°	578.1	9.9
40°-50°	965.1	16.5
50°-60°	1305.0	22.3
60°-70°	1621.2	27.7
70°-80°	649.2	11.1
80°-90°	114.1	1.9
90°-100°	0.0	0.0
100°-110°	0.0	0.0
110°-120°	0.0	0.0
120°-130°	0.0	0.0
130°-140°	0.0	0.0
140°-150°	0.0	0.0
150°-160°	0.0	0.0
160°-170°	0.0	0.0
170°-180°	0.0	0.0
0°-90°	5856.0	100.0
0°-180°	5856.0	100.0



REPORT NUMBER: P144970

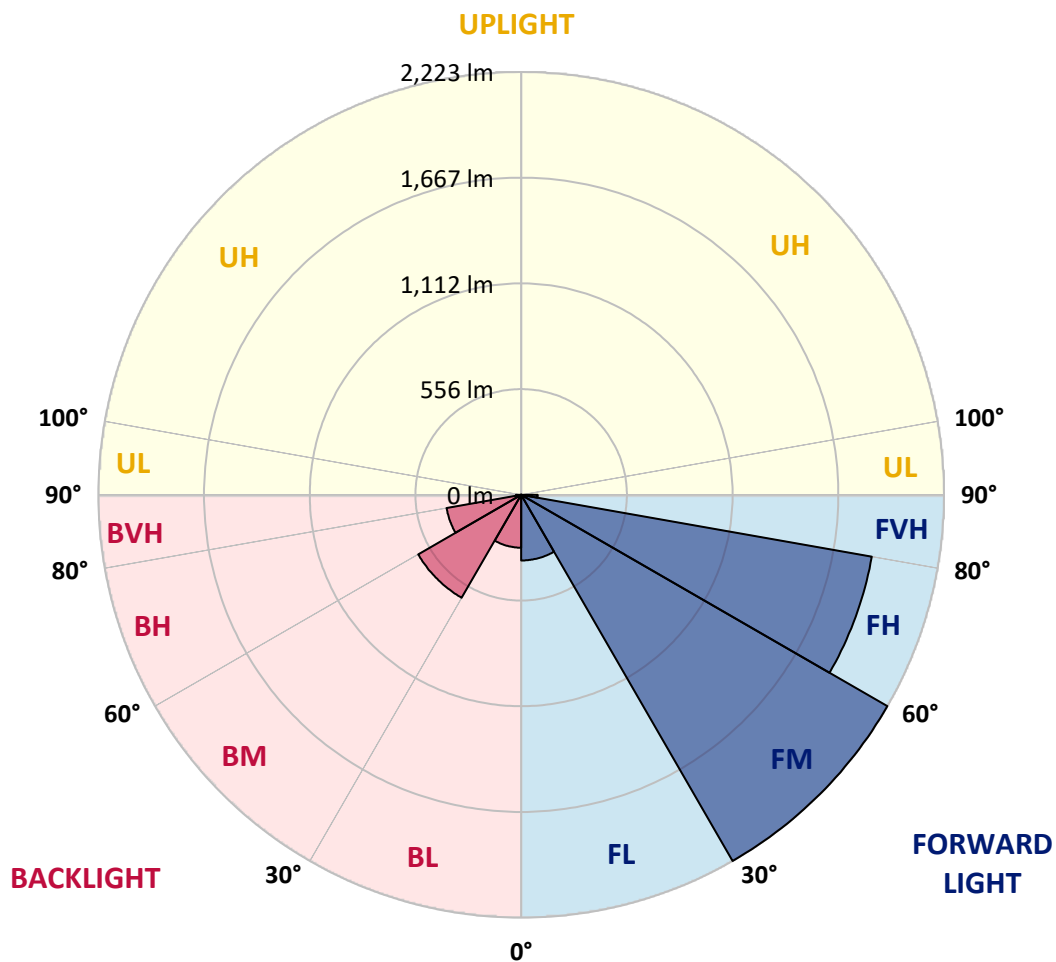
CATALOG NUMBER: CNC-E02-LED-E1-GL2

LUMINAIRE CLASSIFICATION SYSTEM LUMEN TABLE AND BUG RATING:

Zone		Lumens	% Fixture	Zone Rating/Lumen Limit		
				B	U	G
FL	(0°-30°)	345.3	5.9			
FM	(30°-60°)	2223.0	38.0			
FH	(60°-80°)	1871.9	32.0			G2/5000
FVH	(80°-90°)	86.5	1.5			G1/100
BL	(0°-30°)	278.0	4.7	B1/500		
BM	(30°-60°)	625.2	10.7	B1/1000		
BH	(60°-80°)	398.5	6.8	B1/500		G1/500
BVH	(80°-90°)	27.5	0.5			G1/100
UL	(90°-100°)	0.0	0.0		U0/0	
UH	(100°-180°)	0.0	0.0		U0/0	

BUG Rating: B1-U0-G2

Type II Short





REPORT NUMBER: P144970

CATALOG NUMBER: CNC-E02-LED-E1-GL2

CANDELA DISTRIBUTION (FULL):

	0°	5°	15°	25°	35°	45°	55°	65°	70°	71°	72°
0°	636.4	636.4	636.4	636.4	636.4	636.4	636.4	636.4	636.4	636.4	636.4
2.5°	641.2	640.8	642.8	644.4	644.4	645.2	644.8	642.4	642.8	643.6	642.8
5°	648.4	646.8	648.8	651.2	652.8	654.8	656.8	657.2	658.8	658.8	658.4
7.5°	664.0	662.8	665.6	666.4	670.0	673.2	677.2	680.0	681.6	682.4	683.6
10°	690.8	690.0	690.8	692.4	694.0	697.6	704.4	710.4	714.0	714.0	715.6
12.5°	723.2	720.0	720.8	717.6	718.4	726.0	734.0	744.0	750.0	750.8	751.6
15°	748.4	746.8	745.6	741.2	744.4	754.4	766.8	781.2	786.4	790.8	790.4
17.5°	772.0	770.0	767.2	761.2	764.4	780.4	799.2	815.2	824.0	824.8	825.6
20°	800.0	797.6	792.4	780.0	779.2	801.6	826.8	844.0	852.0	855.6	856.8
22.5°	835.6	832.4	822.8	798.8	792.4	818.8	848.8	870.0	878.4	882.0	884.0
25°	881.2	874.8	859.6	822.0	808.8	836.4	872.4	898.0	909.6	913.2	915.6
27.5°	922.4	917.6	899.2	854.8	832.0	860.0	901.2	934.0	950.0	954.4	958.0
30°	970.4	963.6	948.8	901.6	871.2	896.0	948.4	990.0	1009.6	1010.0	1018.0
32.5°	1083.2	1078.8	1065.2	1013.2	962.0	963.6	1012.4	1069.6	1089.2	1092.4	1099.6
35°	1250.4	1248.8	1248.4	1219.6	1181.6	1142.4	1146.0	1189.6	1202.8	1208.0	1210.4
37.5°	1360.4	1374.4	1408.4	1429.2	1419.6	1428.0	1384.0	1330.8	1323.2	1317.6	1320.0
40°	1455.2	1467.6	1536.4	1632.4	1690.8	1732.0	1693.2	1530.0	1469.2	1451.6	1444.8
42.5°	1511.2	1525.2	1623.6	1777.2	1926.0	2023.6	2034.0	1807.2	1652.8	1650.8	1625.2
45°	1541.6	1555.6	1673.2	1880.0	2090.4	2266.4	2357.6	2148.4	1921.6	1904.8	1869.2
47.5°	1535.6	1548.8	1671.2	1918.0	2187.6	2427.6	2610.0	2493.2	2231.6	2191.2	2142.0
50°	1462.4	1472.0	1600.4	1856.0	2161.6	2494.8	2782.8	2809.6	2582.4	2527.6	2454.0
52.5°	1386.8	1404.0	1510.4	1746.0	2043.6	2453.2	2886.0	3097.6	2910.0	2872.4	2778.0
55°	1346.0	1359.6	1446.4	1647.6	1919.2	2311.2	2928.8	3369.2	3308.0	3292.8	3226.0
57.5°	1344.4	1357.6	1426.8	1588.0	1818.0	2163.2	2941.2	3788.8	3968.4	3972.4	3953.2
60°	1410.0	1423.6	1481.6	1616.8	1786.8	2036.4	2896.8	4384.0	4780.8	4816.0	4874.8
62.5°	1419.2	1425.6	1495.6	1678.0	1900.4	1941.6	2714.0	4879.6	5339.2	5371.6	5404.0
65°	1269.6	1269.2	1331.2	1499.2	1876.8	1932.0	2439.2	4940.4	5316.8	5336.4	5376.8
67.5°	946.8	938.8	974.0	1127.6	1489.2	1934.4	2113.6	4481.6	4902.4	4939.6	4953.2
70°	488.0	500.4	524.4	618.4	945.6	1557.2	1815.6	3781.2	4303.6	4317.6	4366.0
72.5°	200.4	195.2	211.6	260.0	473.2	1029.2	1502.0	2984.0	3554.4	3544.8	3553.6
75°	111.6	113.2	118.0	135.6	230.0	516.8	1290.4	2112.4	2417.2	2251.6	2201.6
77.5°	89.6	90.4	90.8	94.0	125.6	275.6	990.4	1391.2	1215.6	1128.8	1095.6
80°	65.6	70.0	74.8	75.6	86.4	156.4	543.2	1171.2	1026.0	954.0	894.8
82.5°	52.8	54.8	65.2	66.8	68.8	93.2	246.0	1100.0	1022.0	948.4	866.8
85°	31.6	35.2	53.2	53.6	54.4	56.8	136.0	448.0	557.2	492.4	450.8
87.5°	11.2	14.4	26.4	22.0	28.0	23.2	59.6	150.0	184.8	175.6	155.6
90°	0.0	0.0	0.0	0.0	0.0	0.0	0.0	0.0	0.0	0.0	0.0



REPORT NUMBER: P144970

CATALOG NUMBER: CNC-E02-LED-E1-GL2

CANDELA DISTRIBUTION (continued):

	73°	74°	75°	76°	77°	78°	79°	80°	81°	82°	83°
0°	636.4	636.4	636.4	636.4	636.4	636.4	636.4	636.4	636.4	636.4	636.4
2.5°	642.4	642.4	643.2	642.8	642.8	642.8	642.8	642.0	642.0	640.8	641.6
5°	658.4	658.0	658.4	658.8	658.4	659.2	658.8	658.4	658.8	658.4	658.8
7.5°	684.0	682.0	684.8	683.2	682.8	685.2	684.0	685.2	685.6	685.2	684.8
10°	716.4	717.6	717.6	717.6	716.8	719.2	719.6	720.4	720.8	722.4	722.4
12.5°	753.6	754.0	755.6	755.2	756.0	758.8	760.8	761.2	761.6	762.8	761.2
15°	793.6	794.4	794.4	798.0	796.8	800.8	802.0	802.0	802.4	807.2	807.6
17.5°	829.2	829.2	832.4	832.4	835.6	836.4	840.0	840.4	842.0	846.4	846.8
20°	859.2	860.8	862.8	865.2	866.4	868.8	871.2	873.6	875.6	879.2	879.6
22.5°	887.6	889.2	892.4	894.0	896.8	898.4	900.4	903.2	906.4	911.2	912.4
25°	920.4	922.0	925.6	928.0	931.2	933.6	937.2	940.8	942.8	947.6	951.2
27.5°	962.0	966.8	971.6	972.8	975.2	980.8	985.6	990.4	994.8	997.2	1001.6
30°	1022.8	1022.8	1032.8	1032.8	1037.2	1042.4	1045.6	1050.8	1058.8	1061.2	1066.8
32.5°	1104.4	1106.4	1110.0	1120.8	1128.8	1131.2	1133.6	1141.2	1146.0	1152.0	1158.8
35°	1220.8	1222.8	1224.8	1235.2	1244.4	1246.8	1249.2	1254.0	1262.0	1272.4	1269.2
37.5°	1325.2	1326.4	1332.8	1344.4	1349.6	1356.0	1358.0	1366.8	1371.2	1380.8	1381.2
40°	1450.8	1448.0	1451.6	1464.8	1472.8	1472.4	1478.8	1494.8	1498.0	1502.4	1513.6
42.5°	1626.0	1615.6	1626.8	1631.2	1643.2	1650.8	1663.6	1674.4	1682.0	1698.8	1706.8
45°	1852.4	1841.6	1850.8	1852.8	1877.6	1885.2	1904.4	1918.8	1935.2	1954.4	1960.0
47.5°	2110.4	2090.4	2079.2	2091.6	2121.2	2133.6	2152.4	2166.0	2183.2	2193.2	2190.0
50°	2409.2	2361.2	2338.8	2332.4	2353.6	2371.2	2400.4	2406.8	2414.8	2414.4	2414.8
52.5°	2742.4	2692.4	2645.6	2613.2	2610.0	2633.6	2640.8	2642.4	2640.0	2622.0	2610.8
55°	3177.6	3174.0	3124.8	3057.6	3053.2	3050.4	3008.4	3003.2	2993.6	2966.0	2928.0
57.5°	3967.2	4007.2	3974.8	3973.2	3938.0	3914.8	3837.6	3799.2	3758.8	3684.0	3624.4
60°	4880.0	4938.0	4970.0	4984.0	5052.8	5052.8	4989.6	4935.2	4869.6	4755.6	4644.4
62.5°	5429.6	5480.4	5527.6	5601.6	5689.2	5728.0	5731.2	5682.8	5600.0	5470.0	5312.8
65°	5394.8	5432.4	5489.6	5576.8	5649.2	5718.8	5765.6	5750.8	5687.6	5557.6	5386.4
67.5°	5000.8	5055.6	5129.6	5210.0	5277.2	5342.8	5418.4	5424.0	5407.2	5283.6	5128.8
70°	4392.8	4463.2	4510.0	4611.2	4641.6	4708.0	4784.0	4820.4	4793.2	4698.0	4607.2
72.5°	3568.8	3624.4	3632.4	3588.4	3603.6	3620.0	3638.4	3553.2	3520.4	3393.2	3334.8
75°	2164.0	2090.8	2029.2	1968.0	1785.2	1720.4	1620.8	1424.4	1402.0	1267.2	1173.6
77.5°	1029.2	998.4	942.8	849.6	725.6	606.8	503.6	409.2	374.0	308.0	262.4
80°	861.6	824.8	774.8	705.6	618.8	532.4	450.8	380.8	310.4	252.8	202.0
82.5°	790.4	726.4	656.0	596.4	535.2	476.4	421.6	358.4	321.2	259.2	211.6
85°	399.6	350.0	283.6	238.8	201.6	164.0	142.0	121.2	108.0	86.0	74.8
87.5°	134.0	109.6	81.6	69.2	62.4	53.6	49.2	46.8	45.6	40.4	36.0
90°	0.0	0.0	0.0	0.0	0.0	0.0	0.0	0.0	0.0	0.0	0.0



REPORT NUMBER: P144970

CATALOG NUMBER: CNC-E02-LED-E1-GL2

CANDELA DISTRIBUTION (continued):

	84°	85°	86°	87°	88°	89°	90°	91°	92°	93°	94°
0°	636.4	636.4	636.4	636.4	636.4	636.4	636.4	636.4	636.4	636.4	636.4
2.5°	641.6	641.6	641.6	641.6	641.2	641.2	641.2	641.2	641.2	641.2	641.6
5°	658.0	658.0	658.4	659.6	657.2	658.0	658.8	657.6	658.8	657.6	659.2
7.5°	684.4	685.6	684.8	686.4	685.6	688.0	686.4	685.2	686.0	686.0	686.4
10°	721.6	723.2	722.0	722.8	722.8	724.4	722.4	722.8	723.2	722.4	722.8
12.5°	762.8	763.6	763.2	765.6	764.4	765.6	764.4	766.0	766.8	767.6	767.6
15°	807.6	808.4	810.8	810.4	812.8	812.0	812.4	810.4	814.4	812.0	812.8
17.5°	848.8	848.4	851.6	852.8	853.2	853.6	854.8	853.2	853.6	854.8	854.0
20°	880.8	883.6	884.4	887.6	890.0	890.8	890.4	891.6	893.2	891.6	891.6
22.5°	914.8	918.8	920.0	922.0	924.4	924.8	927.2	928.4	929.2	928.8	929.2
25°	955.6	958.4	961.2	965.2	968.0	968.4	970.4	972.0	972.4	972.0	974.4
27.5°	1005.6	1009.2	1012.8	1017.6	1020.8	1021.6	1026.0	1026.0	1028.4	1029.6	1030.4
30°	1070.0	1071.2	1080.4	1085.2	1084.0	1089.6	1095.6	1095.2	1098.0	1098.8	1100.8
32.5°	1163.6	1163.6	1171.6	1177.6	1184.0	1182.0	1191.2	1189.6	1194.0	1196.4	1195.2
35°	1277.2	1281.2	1287.2	1290.8	1297.6	1301.2	1307.6	1311.2	1313.2	1312.8	1308.4
37.5°	1394.4	1400.8	1403.2	1412.0	1418.8	1424.8	1425.6	1421.6	1423.2	1415.2	1412.8
40°	1528.4	1537.6	1543.2	1556.4	1555.6	1563.2	1564.0	1552.4	1550.4	1540.0	1529.2
42.5°	1715.6	1728.4	1732.8	1742.8	1734.8	1738.4	1718.4	1713.6	1697.6	1680.8	1656.4
45°	1968.0	1961.6	1964.4	1961.6	1940.4	1924.8	1908.4	1884.8	1861.2	1828.8	1794.0
47.5°	2190.0	2193.2	2172.4	2159.2	2124.8	2102.8	2072.8	2031.6	2002.8	1959.2	1913.2
50°	2405.6	2370.0	2340.8	2310.4	2280.0	2239.6	2194.4	2158.0	2116.0	2061.6	2005.2
52.5°	2580.8	2534.8	2499.6	2456.4	2415.2	2370.4	2323.2	2270.4	2215.2	2160.8	2091.2
55°	2891.2	2824.4	2779.2	2703.6	2656.8	2594.0	2557.2	2488.8	2412.0	2340.0	2266.0
57.5°	3557.2	3457.2	3405.6	3362.8	3290.0	3186.8	3121.2	3008.8	2899.2	2822.4	2699.2
60°	4560.4	4458.8	4373.2	4272.0	4160.4	4020.4	3958.0	3825.6	3668.8	3542.0	3379.2
62.5°	5185.6	5045.2	4906.4	4764.4	4652.4	4542.8	4413.6	4280.0	4124.8	3952.4	3774.4
65°	5210.8	5042.4	4876.4	4731.6	4600.4	4458.0	4336.8	4201.2	4038.0	3860.4	3675.6
67.5°	4949.2	4760.8	4582.8	4424.0	4274.0	4142.0	4015.2	3887.6	3712.8	3564.0	3374.8
70°	4428.0	4256.0	4094.8	3914.0	3799.2	3650.8	3527.2	3392.8	3267.6	3128.4	2951.2
72.5°	3252.4	3122.8	2938.8	2862.0	2800.4	2643.2	2551.2	2540.0	2460.0	2293.2	2160.8
75°	1209.6	1029.6	975.2	1007.6	953.6	971.6	964.8	926.4	928.0	899.6	866.0
77.5°	236.8	220.0	206.8	210.4	195.6	189.2	202.8	198.8	191.6	193.6	190.4
80°	161.2	136.4	123.6	118.8	112.8	110.0	109.2	108.0	105.6	104.4	100.8
82.5°	158.8	118.0	93.2	80.0	75.2	72.8	70.8	70.4	69.6	69.2	70.4
85°	63.2	51.2	46.8	42.8	41.6	40.4	40.4	40.0	39.6	40.4	42.0
87.5°	30.8	26.0	23.6	21.6	20.8	20.4	20.4	20.8	21.2	22.8	26.0
90°	0.0	0.0	0.0	0.0	0.0	0.0	0.0	0.0	0.0	0.0	0.0



REPORT NUMBER: P144970

CATALOG NUMBER: CNC-E02-LED-E1-GL2

CANDELA DISTRIBUTION (continued):

	95°	96°	97°	98°	99°	100°	101°	102°	103°	104°	105°
0°	636.4	636.4	636.4	636.4	636.4	636.4	636.4	636.4	636.4	636.4	636.4
2.5°	640.8	641.2	640.4	640.8	640.4	639.6	639.2	640.4	640.0	639.6	639.6
5°	657.2	658.8	658.0	657.2	657.2	656.8	656.8	656.8	656.4	656.8	655.6
7.5°	685.6	685.2	685.2	684.4	683.6	684.4	684.0	682.8	683.2	682.4	681.2
10°	722.0	720.8	722.8	722.8	721.2	720.8	720.0	718.8	718.8	717.6	717.6
12.5°	765.2	764.0	766.8	764.8	762.4	762.0	759.6	758.8	760.0	759.6	758.8
15°	809.2	809.6	810.8	810.4	807.6	807.6	804.4	804.8	802.4	801.6	799.6
17.5°	852.0	852.4	851.2	851.2	849.2	848.0	844.4	844.8	843.2	840.0	837.6
20°	890.4	890.0	887.2	889.6	885.6	884.8	881.6	878.4	879.2	876.0	871.2
22.5°	928.0	927.2	926.4	925.2	923.2	922.4	918.8	918.4	914.4	909.6	905.6
25°	971.6	971.2	970.0	970.4	966.4	966.8	960.4	958.8	956.4	951.2	948.0
27.5°	1028.0	1028.0	1024.8	1023.6	1022.4	1020.8	1015.2	1011.2	1005.2	999.2	992.8
30°	1097.2	1096.4	1095.6	1092.4	1088.0	1085.6	1075.6	1069.2	1061.2	1050.0	1040.4
32.5°	1196.0	1189.2	1183.6	1176.4	1169.2	1161.6	1146.0	1135.2	1122.4	1104.4	1089.2
35°	1306.0	1294.4	1288.4	1273.6	1260.0	1244.8	1226.0	1204.0	1186.4	1162.8	1138.0
37.5°	1396.8	1388.0	1372.0	1355.2	1336.0	1307.2	1286.0	1262.4	1231.6	1205.6	1175.6
40°	1508.8	1488.8	1466.0	1438.0	1411.6	1379.2	1350.0	1316.0	1278.4	1240.8	1201.6
42.5°	1626.4	1595.6	1558.0	1525.6	1485.6	1443.2	1405.2	1359.2	1311.2	1260.8	1208.4
45°	1746.4	1708.4	1658.4	1612.4	1556.8	1503.6	1449.2	1386.4	1320.8	1253.6	1187.6
47.5°	1856.4	1800.8	1744.0	1682.0	1618.0	1549.6	1472.4	1390.0	1303.6	1215.2	1132.8
50°	1942.8	1873.2	1801.6	1730.0	1651.6	1562.8	1465.6	1358.0	1251.6	1145.6	1050.8
52.5°	2019.2	1941.2	1853.2	1764.4	1667.6	1558.4	1436.8	1310.0	1180.4	1063.2	956.8
55°	2167.2	2069.2	1953.2	1838.8	1716.4	1578.8	1427.2	1272.0	1122.8	995.2	882.0
57.5°	2569.2	2436.8	2257.2	2098.4	1943.2	1742.8	1529.2	1338.0	1148.0	997.2	871.2
60°	3202.4	2986.8	2781.2	2539.2	2288.0	2013.2	1726.8	1469.2	1237.6	1048.4	896.8
62.5°	3569.6	3342.0	3077.6	2784.4	2458.8	2124.0	1795.2	1494.4	1240.4	1034.4	866.4
65°	3470.4	3241.6	2950.8	2650.8	2304.4	1962.0	1635.6	1346.8	1100.4	910.0	749.2
67.5°	3176.0	2936.8	2663.6	2330.8	1999.6	1682.4	1384.8	1112.8	894.8	717.2	575.2
70°	2747.6	2534.8	2271.6	1964.8	1643.6	1358.4	1107.6	862.4	678.0	515.2	403.2
72.5°	2039.2	1850.8	1686.4	1430.0	1194.8	971.2	766.8	600.0	441.2	333.6	256.8
75°	856.0	792.4	765.6	671.6	584.0	478.8	360.4	287.2	232.8	198.0	157.2
77.5°	207.6	207.6	195.2	182.8	168.0	152.0	134.4	120.0	112.8	106.4	101.2
80°	100.8	100.0	96.8	96.4	93.6	90.0	88.0	85.2	84.0	82.4	81.6
82.5°	70.8	70.4	69.2	70.8	70.4	72.0	72.8	73.2	73.2	73.6	74.0
85°	44.8	46.4	49.6	53.6	57.2	61.6	65.6	68.8	71.2	73.2	74.8
87.5°	28.4	32.4	34.8	40.8	46.8	53.6	61.2	64.4	67.2	67.6	65.2
90°	0.0	0.0	0.0	0.0	0.0	0.0	0.0	0.0	0.0	0.0	0.0



REPORT NUMBER: P144970

CATALOG NUMBER: CNC-E02-LED-E1-GL2

CANDELA DISTRIBUTION (continued):

	106°	107°	108°	109°	110°	115°	125°	135°	145°	155°	165°
0°	636.4	636.4	636.4	636.4	636.4	636.4	636.4	636.4	636.4	636.4	636.4
2.5°	639.6	639.2	640.0	639.2	639.2	638.8	637.6	636.4	635.2	634.8	633.6
5°	655.2	655.2	656.0	654.4	654.8	653.2	649.6	645.6	642.0	638.8	635.2
7.5°	681.6	680.4	680.8	680.4	679.6	676.4	668.4	658.4	648.8	638.8	630.8
10°	716.8	714.4	714.4	713.6	712.4	708.0	691.2	671.2	651.2	633.2	620.0
12.5°	756.0	756.4	753.2	751.2	749.2	740.0	714.8	682.8	651.2	622.4	601.2
15°	796.8	796.4	792.8	791.6	787.2	773.6	735.6	688.8	643.6	601.2	569.6
17.5°	833.6	832.0	828.4	826.0	821.2	803.2	749.6	686.0	623.6	568.0	528.4
20°	867.2	865.2	862.0	857.6	852.8	826.8	754.8	671.6	592.0	528.4	488.4
22.5°	902.0	897.6	894.0	888.0	882.8	848.0	751.2	646.0	556.0	484.4	441.6
25°	940.8	935.6	928.0	920.8	912.8	865.2	741.2	614.0	512.8	436.8	393.6
27.5°	982.8	975.2	965.2	956.0	943.2	878.0	724.0	578.4	465.6	389.6	344.8
30°	1027.2	1013.2	1000.8	986.8	970.4	884.0	699.2	534.4	413.6	341.6	296.8
32.5°	1070.4	1051.6	1033.2	1012.8	990.4	881.6	664.0	482.4	361.6	296.8	259.2
35°	1114.4	1087.2	1061.6	1034.0	1006.8	869.6	615.6	424.8	312.4	259.6	232.4
37.5°	1144.4	1110.4	1076.4	1043.2	1010.4	843.6	551.2	360.4	268.0	232.8	213.2
40°	1159.6	1118.0	1076.4	1035.2	994.8	800.4	476.0	301.6	236.4	212.8	198.8
42.5°	1155.2	1103.6	1052.0	1003.2	953.6	731.6	394.4	253.2	214.4	197.2	184.8
45°	1118.8	1057.2	998.4	946.8	884.8	643.2	324.0	223.2	197.6	184.4	172.8
47.5°	1050.4	981.6	909.6	851.2	793.2	540.8	269.6	204.4	182.8	172.0	160.4
50°	963.2	883.6	811.6	748.4	691.6	445.2	232.4	188.4	170.8	161.6	149.2
52.5°	867.2	781.6	716.0	649.6	594.0	371.6	206.4	170.8	159.2	149.6	139.6
55°	787.6	708.4	641.6	574.8	518.8	325.2	184.8	157.2	148.4	138.4	130.4
57.5°	766.4	676.0	603.2	540.0	482.4	296.8	169.2	144.8	138.8	131.2	122.4
60°	775.2	675.6	594.0	524.8	464.4	274.0	157.6	136.4	131.6	124.8	115.6
62.5°	743.6	638.4	556.0	482.4	425.2	245.2	149.2	132.4	129.2	120.0	109.6
65°	633.6	537.2	458.0	394.4	345.2	206.4	142.4	136.0	132.8	116.8	105.6
67.5°	482.4	402.0	338.4	290.8	255.2	170.8	140.8	148.0	141.6	118.4	104.4
70°	333.6	272.8	232.0	203.2	180.8	144.0	146.0	161.2	152.0	123.6	111.2
72.5°	211.6	176.8	156.8	146.0	135.2	121.6	144.8	159.6	147.2	124.4	111.2
75°	135.6	121.2	114.4	110.4	107.2	106.0	127.6	131.2	118.4	108.0	103.6
77.5°	96.0	93.6	92.4	92.0	92.4	95.2	105.6	98.8	86.0	86.4	88.8
80°	81.2	81.2	80.4	80.8	81.6	82.8	84.4	72.8	66.0	71.2	79.2
82.5°	74.4	75.6	76.4	77.2	78.4	76.8	71.6	55.2	53.2	69.2	77.6
85°	75.6	75.6	76.0	76.8	77.2	69.2	59.6	41.6	40.8	77.6	73.2
87.5°	64.8	64.0	61.2	59.2	56.4	47.6	39.6	23.2	24.0	48.0	51.2
90°	0.0	0.0	0.0	0.0	0.0	0.0	0.0	0.0	0.0	0.0	0.0



REPORT NUMBER: P144970

CATALOG NUMBER: CNC-E02-LED-E1-GL2

CANDELA DISTRIBUTION (continued):

	175°	180°
0°	636.4	636.4
2.5°	633.2	633.2
5°	633.2	633.2
7.5°	628.0	626.4
10°	612.8	610.8
12.5°	589.6	587.6
15°	554.0	551.6
17.5°	509.6	505.6
20°	463.2	457.6
22.5°	416.8	412.4
25°	369.2	365.2
27.5°	322.4	318.4
30°	279.2	277.6
32.5°	247.2	245.6
35°	223.6	222.8
37.5°	207.6	206.8
40°	193.6	192.8
42.5°	180.8	179.6
45°	168.0	168.4
47.5°	155.2	154.8
50°	144.0	144.0
52.5°	134.8	134.4
55°	126.4	126.0
57.5°	118.0	117.6
60°	110.8	109.6
62.5°	104.0	103.2
65°	99.6	99.2
67.5°	96.4	95.2
70°	95.6	92.4
72.5°	93.2	89.2
75°	87.6	85.6
77.5°	77.2	74.8
80°	59.6	55.2
82.5°	50.0	43.2
85°	36.8	34.0
87.5°	26.8	21.2
90°	0.0	0.0

(END OF REPORT)